


# PEAK.DMS

## The digital depot for your buses

Depot Management







## Best possible availability for your vehicles

As a transport company, you face the challenge of providing your passengers with reliable and punctual transport services around the clock. At the same time, you must ensure that the agreed transport services are always fulfilled. In short, your vehicle fleet must always be available to the greatest extent possible.

The challenges are manifold – from planning and monitoring maintenance to refueling or charging buses as needed to ensuring that vehicles are available on time. Our PEAK Depot Management System (DMS) is the solution that supports you in these tasks. The system digitizes all depot processes and creates a con-

tinuous, digital workflow – the ideal basis for efficiently managing the complex requirements in the depot. PEAK.DMS ensures that your vehicles are optimally prepared for daily operation. It monitors and controls all processes in the depot – from entry to supply and repair to parking – in a resource-saving and cost-efficient manner. Thanks to intelligent, integrated scheduling optimization, the best decisions are made in a matter of seconds to support your dispatchers even in the event of unforeseen circumstances.

With PEAK.DMS, you can ensure smooth driving operations and maximum availability of your vehicle fleet.

## Your advantages with PEAK.DMS

↗ AI-based and powerful scheduling

↗ Suitable for all drive types

↗ Integration of all vehicle fleets and fleet sizes

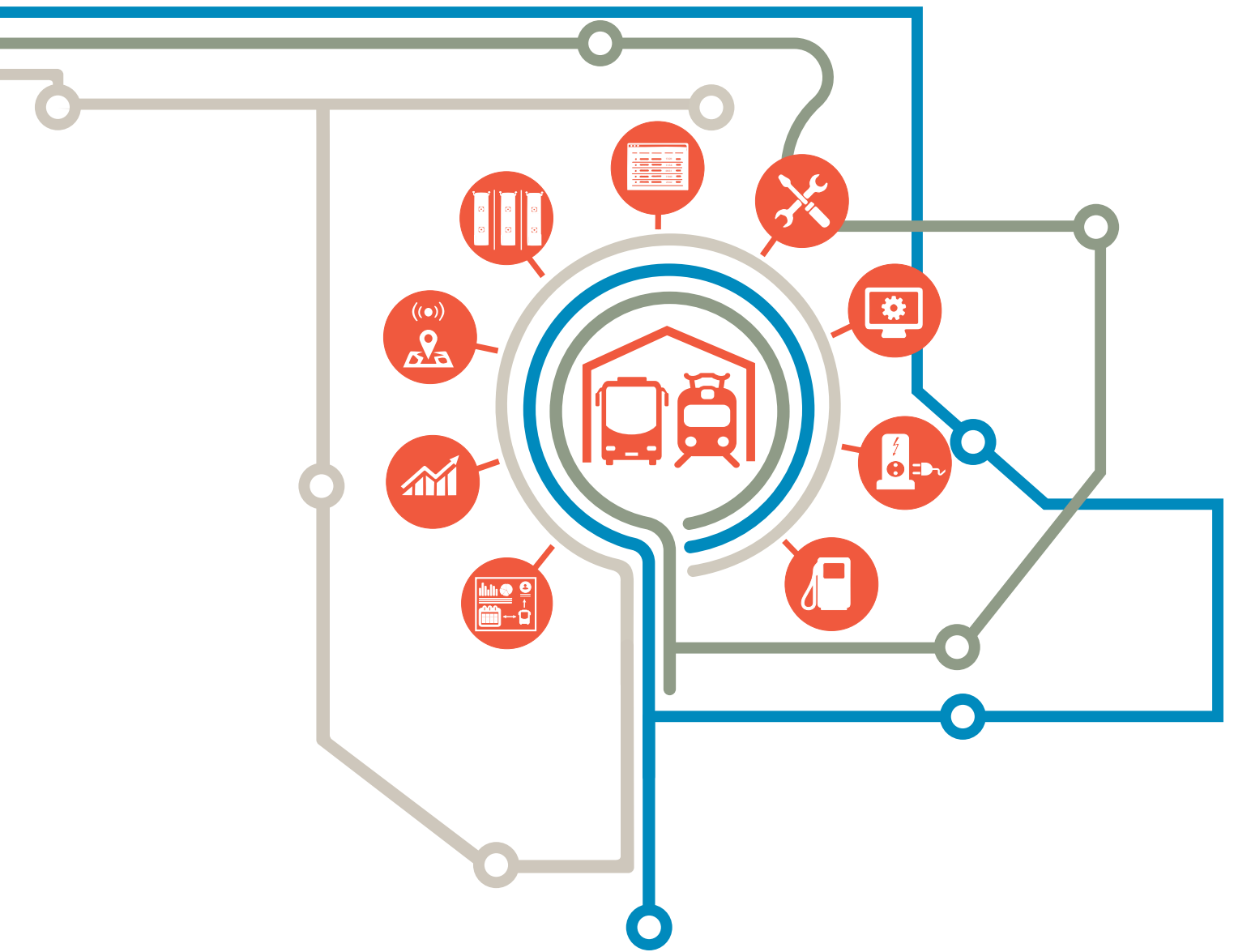
↗ Cloud-enabled

↗ Modular and scalable system

↗ Open interface

↗ Process optimization

↗ Transparency across all areas of the depot



## Multiple tasks. Easily solved.

The modular structure of PEAK.DMS enables flexible, tailor-made adaptation to project-specific requirements. Modules can be used individually or in combination – even step by step, according to your needs.



### Vehicle identification, location tracking

Modern tracking methods enable precise location tracking of vehicles using various technologies.



### Parking space allocation

Depending on whether the vehicles are to be supplied, serviced, repaired, or used for the next route, the DMS assigns parking spaces to the vehicles as they enter the depot, which are communicated to the bus drivers via radio or digital displays.



### Workshop and supply

The DMS manages workshop, maintenance, and supply work as well as malfunctions—either entered manually or transferred from the ERP system, including resource planning.



### Operation

All system information is displayed in the form of an operating screen or in tabular views. This provides an up-to-date overview of, for example, parking space capacities, vehicle locations and statuses, and the functionality of the infrastructure.



### Dispatching

Dispatching ensures that vehicles are optimally positioned for all routes in the depot. If a vehicle breaks down, a new dispatch is automatically initiated in real time – controlled by an intelligent peak optimization algorithm. Dispatching can be done manually, semi-automatically, or fully automatically.



### Quality management

All operating data can be evaluated, displayed in standard reports and statistics, and automatically exported to external systems. This allows you to keep track of your KPIs at all times. Additional reports can be flexibly configured by the user.




### Driver information

The DMS records service notifications, attendance, and route allocations, thereby fulfilling documentation requirements. Drivers receive information about services, routes, and vehicles via terminals or mobile devices. Dispatchers can see punctual departures in the system.



### Tank optimization

PEAK.DMS has precise information about when, where, what, and how much fuel was consumed. This enables the calculation of the remaining range, a key decision-making criterion for route planning. Refueling can be optimized according to demand based on the consumption values of the vehicles.



## Integration of your electric buses

Electric buses are seamlessly integrated into PEAK.DMS. External systems ensure that vehicles are charged as needed and monitor the electrical infrastructure.

### Vehicle monitoring during operation

The DMS receives data on the status of your vehicles from the AVMS, CAD system, or via data loggers directly from the bus. This allows battery capacity, mileage, and energy consumption, for example, to be monitored online.

### Control of charging processes

Depending on vehicle use, charging processes are prioritized so as not to overload the grid and transformers. The DMS continuously monitors the charge states and compares them with the energy requirements of the next cycle. When the charge is sufficient, the system switches to trickle charging. If there is not enough energy, the priority is adjusted or other vehicles are used.

### Forecasting ranges, energy consumption, and energy requirements

The DMS uses the AI-based optimization algorithm Deep Qualicision to forecast ranges, energy consumption, and energy requirements.

### Charging station allocation

When a vehicle enters the depot, the DMS determines the parking space with the correct charging station – depending on the battery's state of charge and the next route. If charging is not necessary, the vehicle is assigned a parking space without infrastructure.

### Preconditioning

The preconditioning of vehicles for the next cycle is carried out automatically and in good time before it begins. This ensures that journeys start on time and that batteries are treated gently.

# Let's get easy-started

## Transition from the analog to the digital world in just a few weeks

We offer our PEAK.DMS as a basic system for quick and easy entry into digital depot management. It initially provides a visual representation of the areas of vehicle parking, supply, and dispatching and can be expanded in a modular fashion to become a fully automated solution. Driving and duty roster data are transferred from existing systems via standard interfaces and form the basis for dispatching.

Your zero-emission vehicles can also be easily integrated. The interface for load and charging management is already included in the basic version.

With our basic DMS, you are introducing a system that is based on the requirements of public transport and maps standard processes. Rollout to other depots or vehicles is possible without any problems.

## Introduction in three steps – it's that easy

1

You procure the interfaces from your standard supplier and configure the master data for your drivers and vehicles—we deliver the system. The software installation and the connection of databases and interfaces can be carried out independently based on checklists.

2

Master data is imported or entered, interfaces are configured, and the operating screen is created.

3

After training your team, the system can be used in daily operations after just eight weeks. We will of course be on hand to advise you during the system implementation and later during operation.



After installation and configuration, you have taken the first step toward the digitalization of your depots. You will work with fewer interfaces, and the system can be expanded with numerous ready-to-use modules.

### How you benefit!



Provision of a tried-and-tested basic function package



Modular expandability for growing requirements



Higher vehicle availability

