



# LUXOR

**ENGINEERED**  
FOR RESILIENCE



GEYUSHI





# INTRODUCING LUXOR COACH BUS

FROM GEYUSHI AUTOMOTIVE INDUSTRY

Discover the **LUXOR**, a coach bus tailored for the allure of tourism and the expanse of longer journeys. Prioritizing passenger experience, we've ensured that every moment on the LUXOR feels like an integral part of the destination. Built with both grace and strength, it promises to make every voyage not just a journey, but an event in itself. At its core, safety is paramount, reflecting our unwavering commitment to ensuring every trip is not only enjoyable but also secure. The elegant design is matched by its spaciousness, allowing travelers to revel in comfort across, offered in the standard 12 meters with options of expansion to 14 meters. Enhanced insulation and corrosion protection offers a serene environment, shielding passengers from external noise and weather, allowing them to focus on the scenic beauty outside. Embark with the LUXOR and turn every travel into a luxurious adventure.



# LUXOR



# EXTERIOR DESIGN

The **LUXOR COACH** from Geyushi Automotive Industry is a masterful fusion of contemporary design and peak functionality. Featuring glass options tinted up to 80%, passengers are afforded both privacy and shielded comfort. LED exterior lights brighten the way, ensuring optimal visibility, particularly during nighttime travels. Its sleek design lines not only contribute to the **LUXOR's** aesthetic appeal but also enhance aerodynamic efficiency, leading to reduced fuel consumption and heightened performance efficiency. The coach's impressive 12.3-meter frame is further highlighted by a panoramic front glass, granting passengers breathtaking, expansive views of their journey. Rounding out its modern look, an option for aluminum rims is available, complementing the coach's streamlined design and affirming its stance as a paragon of style and operational excellence.






# STRENGTH IN DESIGN

## STORAGE AREA

Regarding storage and convenience, the **LUXOR COACH** is meticulously designed to cater to the needs of travelers and fleet operators alike. With a spacious luggage capacity of 13 cubic meters, travelers have ample room to store their belongings without hassle. The ease of access is enhanced by two plug-powered doors, streamlining boarding and alighting. Internally, thoughtfully positioned luggage racks allow passengers to place essential items within easy reach. For fleet operators, this efficient use of space translates to optimized passenger turnover, reduced boarding times, and increased overall operational efficiency. The **LUXOR** offers more than just transportation; it delivers an orchestrated blend of comfort and operational excellence.







**INTERIOR**  
DESIGN.



## INTERIOR DESIGN

The **LUXOR COACH**, presented by Geyushi Automotive Industry, embodies a fusion of elegance and practicality within its interior confines. Nestled within the dashboard is a seamlessly integrated refrigerator, paired with a serviceable kitchenette for on-the-go refreshments and meals. Advanced surveillance is assured with a CCTV system, while an immersive entertainment experience awaits passengers with dual screens of 22 and 19 inches.







INTERIOR  
FEATURES





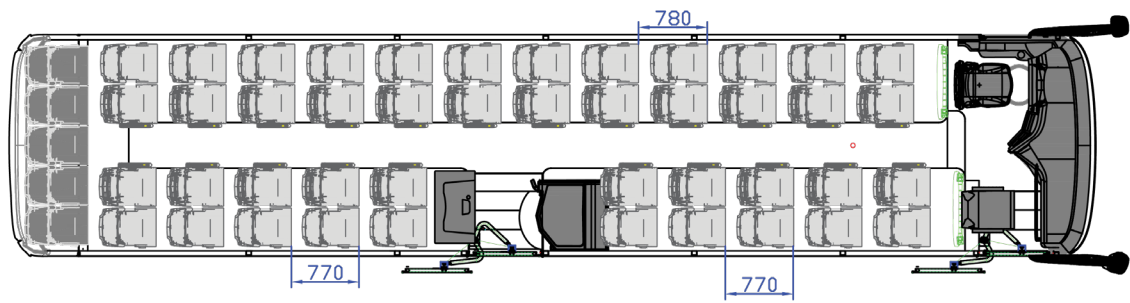
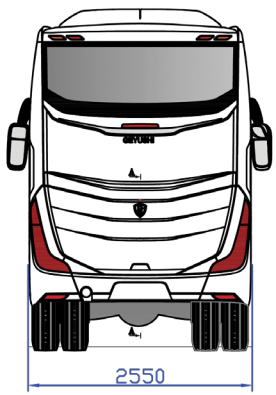
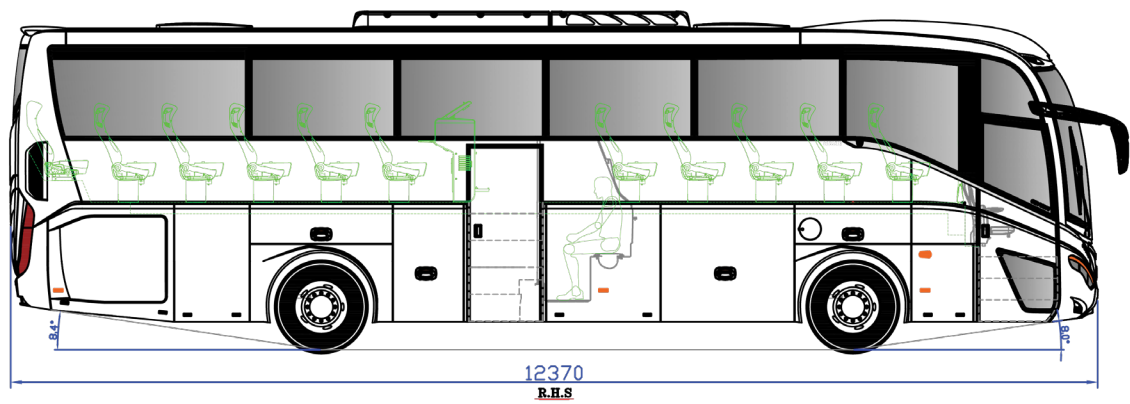
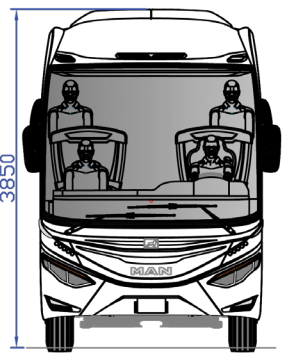
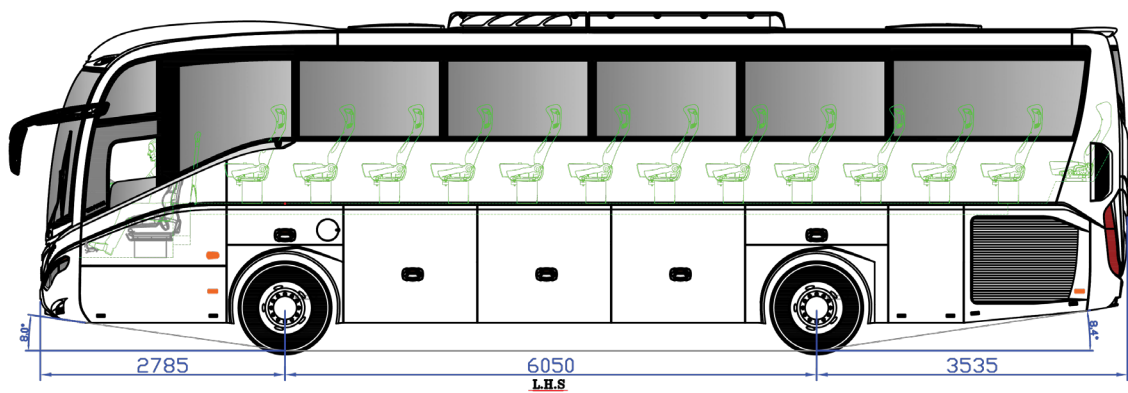
# INTERIOR FEATURES

Seating, catering to 49 passengers plus driver and copilot, offers refined comfort through side motion and reclining features. For the navigator, an intuitive powered sun visor and a tranquil, air-conditioned rest compartment ensure utmost ease. Integral amenities like a discreet toilet, ambient night blue LED lighting, and diverse seat belt options culminate in a journey defined by luxury and safety. For the driver, a special sleeping arrangement has been provisioned, ensuring they too can rest and recharge during long journeys. The **LUXOR COACH**'s interior is a testament to meticulous design and passenger-centric innovation.





# LAYOUT





# Specification

Length	12370 mm
Width	2520 mm
Height	3845 mm with A/C
Wheel Base	6050 mm
Engine Max Power	430 hp
Engine Max Torque	2100 Nm
GVW	19700 kg
Brake System	EBS including ABS/ASR function
Fuel Type	Diesel
Fuel tank	680 L
Gear Box	Manual or Automatic
Suspension	Air suspension system
Steering	Power Steering
Tyres	295/80R 22.5
Air Conditioning	Designed for tropical conditions
Passenger Seats	49 + 1 + 1
Doors	Front and Center





**Head Office :** 18,19 El Shaheed Axis, Katamya, Nasr City, Cairo.

**New Cairo Branch :** 340 South Ninety St, New cairo.

**Factory :** Plot 9, Zone A3' ,10 th Of Ramdan, El-Sharkia, Egypt.

**Customer Service :** 19927



[www.geyushi.com](http://www.geyushi.com)

[info@geyushi.com](mailto:info@geyushi.com)

---

The information, illustrations, and specifications contained in this brochure are subject to change at any time without prior notice or obligation