

TAKING YOU FORWARD

WWW. GOLDENDRAGONBUS. COM

XIAMEN GOLDEN DRAGON BUS CO.,LTD Add: No.69 HULi St.Hui Ind.Zone,Xiamen,Fujiam,P.R.China Post code:361006
Tel:86-400-8867-866 86-592-5608977 Fax:86-592-5608979 Email: ied@goldendragonbus.com

Version 1, September, 2017



GOLDEN DRAGON

NAVIGATOR

LARGE LUXURY COACH

A close-up, low-angle shot of the side of a silver bus. The focus is on a chrome badge that reads "NAVIGATOR" in bold, capital letters. The bus's body is highly reflective, mirroring the blue sky and white clouds above. The lighting is bright, creating sharp highlights and deep shadows that emphasize the metallic texture and the sleek design of the vehicle.

NAVIGATOR

NAVIGATE YOUR BUSINESS

Navigator is a high floor luxurious coach, it is suitable for long trip, fixed tour routes and other special purposes. As the latest Golden Dragon coach model, Navigator is jointly developed by Golden Dragon Bus and European design company. Over 3 years, Golden Dragon has made improvement in the design, technology and manufacturing ability.



APPEARANCE DESIGN

MORE THAN GOOD LOOKING


The delicate line of the body not only demonstrates the elegance but also takes the fuel-saving into consideration. Excellent drag coefficient of 0.548 makes Navigator more perfect.



THE NEW DESIGN FOR BETTER TRAVEL

LED lights are adopted for whole coach, the illuminance, low energy consumption and life span have reached the leading level. The design inspiration of the headlight comes from the eagle eyes. The dual light bands of the headlights and taillights add layering for the whole design.

THE NEW DESIGN
FOR BETTER TRAVEL






PASSENGER'S AREA

WELCOME ON BOARD

The interior design involves many fields such as ergonomics engineering, aesthetics, optics, acoustics, material science, etc., Passenger seat adopts the design of ergonomics, with the better leather fabric, the headrest can be adjusted up or down so as to fully fit people's sitting posture. Moreover, Passengers can select video programs through cell phone or tablets through the access of VOD system or WIFI network.





JUST ENJOY YOUR JOURNEY

Inside the passenger's Area, the subtle ambient lights reflect on the 3D roof board, and the suspending lamp bezels of the reading lights add radiance and beauty to each other. Moreover, the separate Auto Cooling-and-Heating A/C Systems appropriately distribute the air ventilation to make sure the temperature is comfortable inside the coach.



DRIVER'S AREA

IT IS GOOD FOR DRIVING

The dashboard and buttons are precisely designed to be easily observed, all equipment are properly distributed for the driver's operation. The strictest standard is applied for the design of the driver's visual field, so as to bring a wider vision. Rotatable driver seat is easily accessed by driver and it relieves driving fatigue with the functions of ventilation, massage. Automatic start, ATM, electric parking brake, separate audio system and A/C system in driver's area, all these create easy environment for driving and make the travel safer.



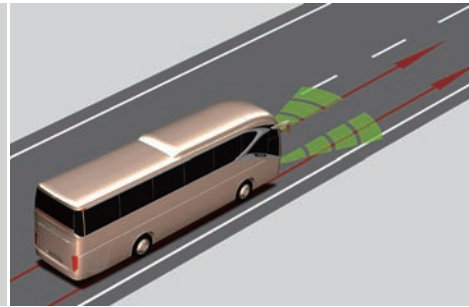


SAFETY

SAFETY IS FIRST PRIORITY

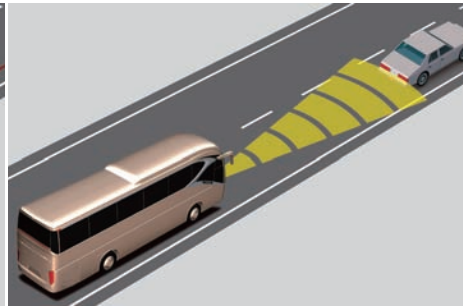
Navigator meets the R.66.02 safety regulations requirement. Closed-loop monocoque body structure is applied with lightweight design, High strength steel is adopted for the whole body frame to highly improve the body strength. Besides that, many modern active systems are optional for Navigator, this can reduce the risks and guarantee the stability on some unpredictable occasion.

SAFETY TECHNOLOGY DETAIL



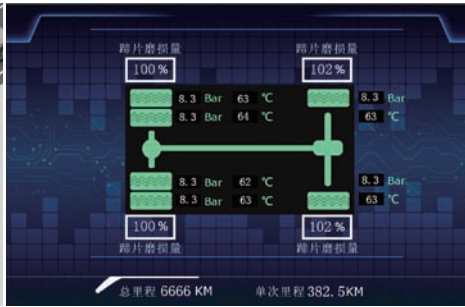
Lane Departure Warning System (LDWS)

To warn driver by sound and diagram so as to reduce accident risks due to lane departure.



Front Collision Warning System (FCWS)

To real-time monitor front vehicles, calculating the distance, direction and relative speed between two vehicles, and warning driver of the potential collision risks.



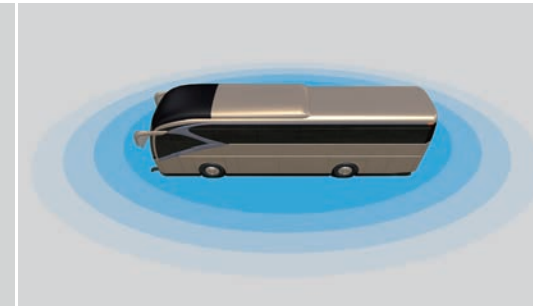
Tire Pressure Monitor System (TPMS)

To monitor the tire pressure and temperature so as to avoid direction and brake being out of control when the tire blow out.



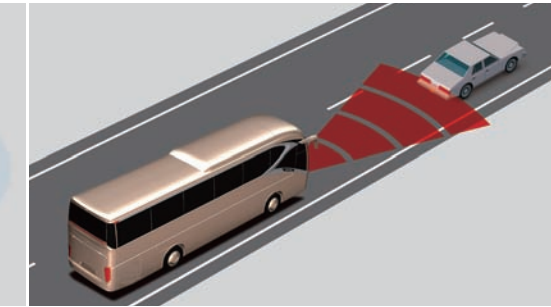
Driver Fatigue Monitor System (BAWS)

Through cameras and ECU, BAWS can evaluate driver's fatigue situation with driver's face character, eyes information and head movement, then it could promptly warn driver once there is a problem. (optional)




360° Around View Monitor (AVM)

To real-time display the ambient environment of vehicle. Image will be switch to the turning side while changing lane so as to help driver to eliminate blind zones and grasp the situation outside vehicle. (optional)



Advanced Emergency Braking System (AEBS)

The coach is equipped with EBS, ESC system, it can be upgraded to AEBS, ACC system. If the driver does not take measures immediately when the Front Collision Warning System gives a warning, AEBS will automatically apply to avoid collision. (optional).



Night Vision System (NVS)

To distinguish moving living things and give alarm in the night time or low light hostile environment, providing feedbacks to the computer and give more predictable ability to the driver. (optional)



DYNAMIC SYSTEM



THE WORLD FIRST CLASS

The safety, reliability, comfort and service convenience of Navigator's chassis and dynamic system all reach the world first class, there are several optional for the dynamic system



POWERED BY MERCEDES-BENZ

Mercedes-Benz' s OM 457LA engine, GO 240-8 NewAMT transmission and free-maintenance rear axle, Voith hydraulic retarder and integrated side-placed water tank, all these make the Navigator possess many advantages, such as, more power, few fuel consumption, low noises and maintenance cost.



TECHNICAL SPECIFICATION

Dimension	
Length	12m
Width	2.55m
Height	3.795m
Seating capacity	45 + 1 + 1 +central W.C.
Inside standing height	2020mm
First step height	380mm
Luggage compartment capacity with WC	9.5m ³

Powertrain	
Engine	Mercedes-Benz OM 457 LA, 295kW/401hp
	Torque 2000 N.m (1100 rpm)
	Euro V: SCR
Transmission	Mercedes-Benz GO 240-8 NewAMT ,8 gears + hydraulic retarder
Front axle	ZF RL 85 EC independent suspension
Rear axle	Mercedes-Benz RO 440-13(speed ratio 3.583:1)
Braking	Disc braking
Suspension	Air suspension ECAS
Braking system	KNORR braking disc +braking calipers +EBS+ESC
Steering	ZF 8098 steering
Fuel tank+ Carbamide tank	400 + 40L

Equipment	
Seat	Grammer driver 45+1
Audio-visual	2 22" TFT front display
	19" TFT central display
	15.6" central control touch panel (integrate entertainment audio & visual , monitor, rear-view mirror, navigation and bluetooth)
	VOD system driver Bluetooth power amplifier
Safety	Lane Departure Warning System (LDWS)
	Front Collision Warning System (FCWS)
	Tire Pressure Monitor System (TPMS) and Tire Emergency Safety Device (TESD)
Other	Central toilet
	Pneumatic out-swing doors(Front & Centre)
	Lighting
	LED Front headlamps
	LED lamps inside and outside
	A/C refrigerating capacity 36KW and heating capacity 43KW
	Insulating glass
	Multi-functional dashboard (MMI system multi-functional switch+ touch panel)
ACTIA Multiplex system	

